

Reading and Phonics at Stoke Bishop Primary School



Year 1 workshop- Thursday 19th September

Reading

- Promote the love of reading through a range of platforms
- Helps children find out information
- Read the world around them
- Access learning in all areas of the curriculum



Parents as Partners



- Building positive relationships between home and school is essential in developing confident young readers.

Reading at home



- Be positive and celebrate successes
- Model your love of reading!
- Encourage your child to read as much as possible in a range of contexts- magazine, leaflets, cereal boxes, posters, timetables
- Ask questions about what has happened to check understanding
- Support vocabulary- explore new words together
- Make predictions

Expectations at Stoke Bishop



- Children are regularly assessed. They will then be given books that are matched precisely to their phonic attainment.
- They will bring home 2 phonics books a week. Sometimes they will be given a coloured level reading book too to develop them as readers.
- We change books in groups: your child will have a consistent day each week. Please ensure book bags are in school everyday.
- Record when you have read in the monkey book – children receive a stamp at the end of each week if they have read 5 times. As part of our whole school reading policy the children will be asked to read during the day if they haven't read at home.

Why read 5 x a week ?








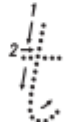




- The more we engage in a story the more we take away from it.
- It provides opportunities for children to develop a range of different skills which together helps a child become a fluent, confident reader. This allows a child to have a greater capacity for paying attention to what they have read.

Unlocking Letters & Sounds

- Children leave Reception being able to apply the phonemes taught within Phase 2, 3 and 4 and 'common exception words' linked to each phase.
- In Year 1 through Phase 5a, b and c, they learn any alternative spellings and pronunciations for the graphemes and additional 'common exception words'.
- By the end of Year 1 children will have mastered using phonics to decode and blend when reading and segment when spelling. In Year 1 all children are screened using the national Phonics Screening Check.
- On the 'Our Curriculum' section of the website, there is a section containing more information about phonics and which sounds are taught in each phase.

Further ways to support at home

- Phonics homework- this is set on Seesaw each week- it is linked to the learning we have been doing in class that week.
- When writing, support your child with correctly forming each letter correctly. There is a phrase modelling how to form these below (handout provided).

GPC	Image	Action	Lower Case Letter Formation	Upper Case Letter Formation	
s		Snake – Slithering snake action with arm	Up and over, around the other way		
a		Arrow – Firing an arrow	Around, up, down and flick		
t		Tap – Twisting a tap	Down and round, pencil off, across		
p		Paint – Painting with a paintbrush	Down, up to the top, round to the middle		

Further support

- If you require any further support with reading or phonics, please speak to your child's class teacher who will be able to assist you with this.

